


## Product Positioning Guide For 2018 Nike Kits

### Front Number



\* **On all kits:-** Centrally - 1.6in under Nike swoosh

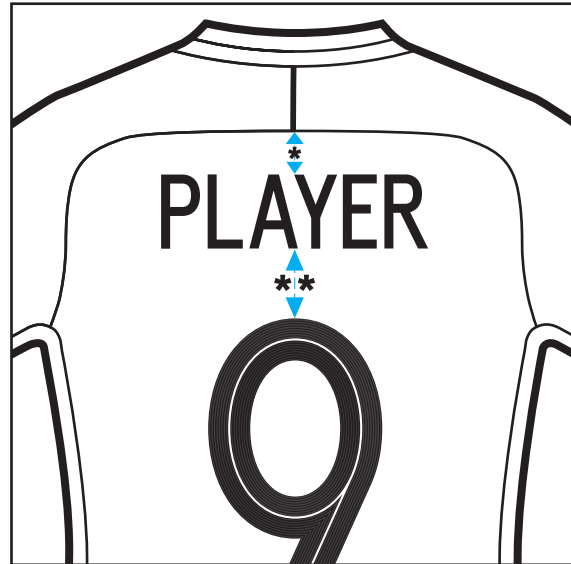
\*\* **Brazil only kits:-** Centrally - 6in below neck seam

If the shirt has a horizontal stripe please adjust.

**Note:** This positioning information is intended as a guide only for adult, youth and infant kits.

Spacing may need to be reviewed in individual circumstances for the best fit to be achieved.

### Name & Number



#### Name

\* **Adult Mens:-** Centrally - 0.8in below seam

\* **Junior/Womens:-** Centrally - 0.8in below seam

\* **Infant:-** Centrally - 0.8in below seam

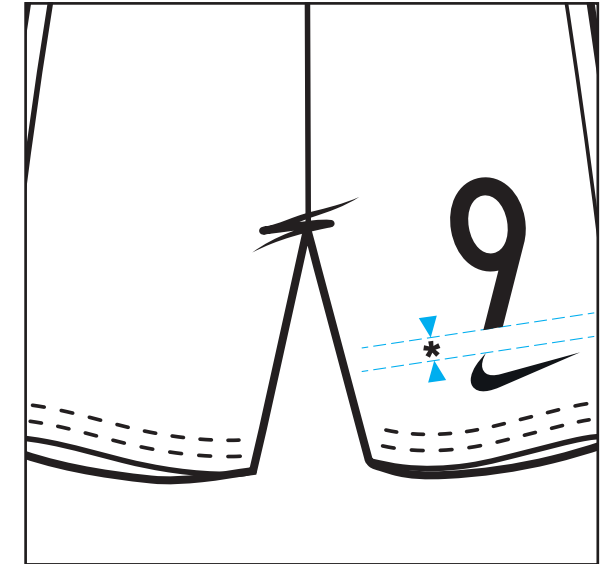
#### Number

\*\* **Adult Mens :-** Centrally - 1.8in below name

\*\* **Junior/Womens:-** Centrally - 1.2in below name

\*\* **Infant:-** Centrally - 1.2in below name

### Short Number



\* **Adult Mens:-** 1in above manufacturer's logo

\* **Junior/Womens:-** 0.6in above manufacturer's logo

\* **Infant:-** 0.4in above manufacturer's logo

#### Application Instructions

Temperature: 293-302°F

Time: 15 Seconds

Pressure: V.Firm/ 4 Bar

Peel: Cool

For Poland,  
Holland, Australia,  
Turkey and Nigeria  
**WARM PEEL**

Please ensure the application area is covered carefully with a Teflon sheet.